



Dote Unica Lavoro Monitoraggio sintetico

06/06/2016

POR FSE 14-20



OSSERVAZIONI

DAL MESE PRECEDENTE SI E' VERIFICATO UN INCREMENTO DI 4.276 DOTI PER UN AMMONTARE TOTALE DI 6.831.319,38 €

Fascia 1.

+ 913.181,62 € con incremento di 1139 Doti

Fascia 2.

+ 1.202.555,76 € con incremento di 867 Doti

Fascia 3.

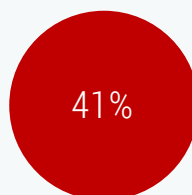
+ 2.889.827,68 € con incremento di 1265 Doti

Fascia 3Plus.

+ 1.281.468,98 € con incremento di 414 Doti

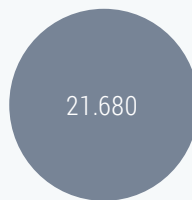
Fascia 4.

+ 544.285,34 € con incremento di 591 Doti



TOTALE PRENOTATO 33.743.336,61 €

Importo prenotato su un finanziamento totale di 82.370.827,58 pari al 40,96%



21.680

Doti prenotate



1.556,43€

Valore medio della dote



173

Operatori accreditati coinvolti

Prenotato per fascia



8,81%

FASCIA 1

5.550.276,98 €



9,31%

FASCIA 2

5.867.592,86 €



22,52%

FASCIA 3

14.188.567,19 €

40,65%

Finanziamento totale
63.000.000,00
Ad oggi 25.606.437,03



56,02%

FASCIA 3 PLUS

5.601.528,72 €

56,02%

Finanziamento totale 10.000.000,00



34,40%

FASCIA 4

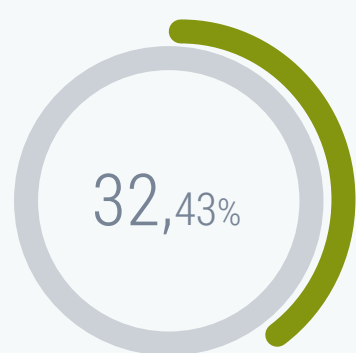
2.535.370,86 €


34,40%

Finanziamento totale 7.370.827,28

Budget di sostituzione: 2.000.000,00 non ancora utilizzato

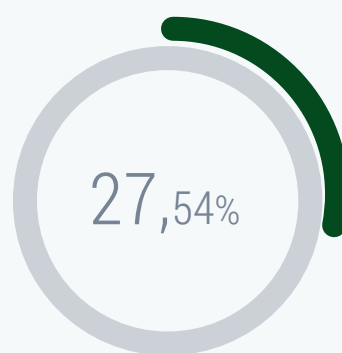
Destinatarî per fascia



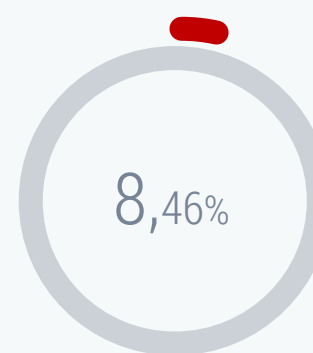
 7.031
FASCIA 1



 4.194
FASCIA 2



 5.970
FASCIA 3

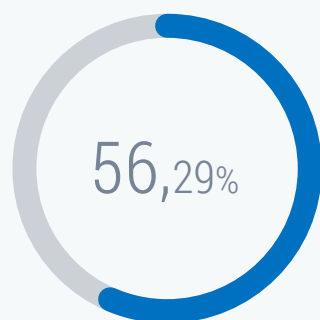


 1.835
FASCIA 3PLUS

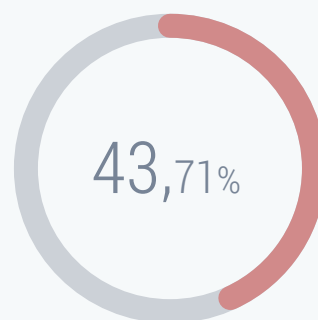


 2.650
FASCIA 4

Destinatarî per genere

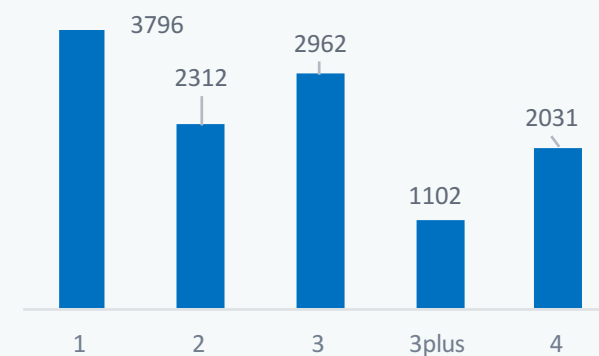


12.203
MASCHI

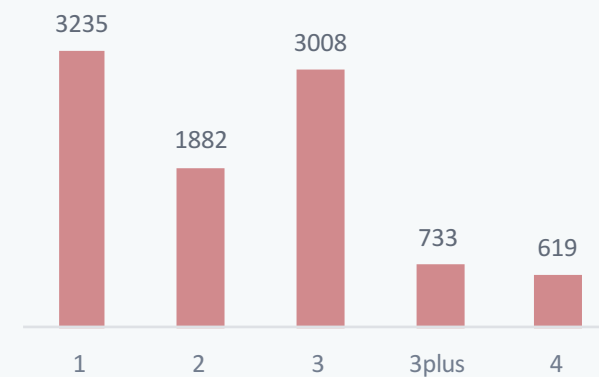


9.477
FEMMINE

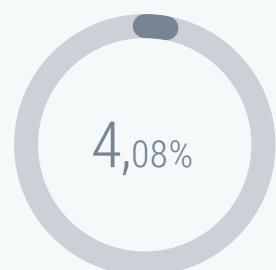
MASCHI PER FASCIA



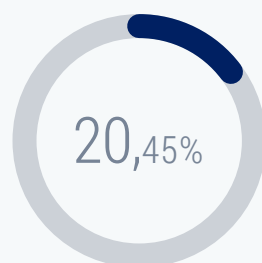
FEMMINE PER FASCIA



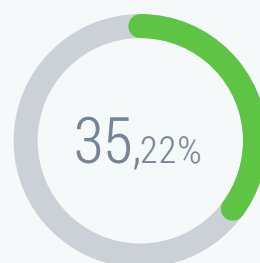
Destinatarî per età



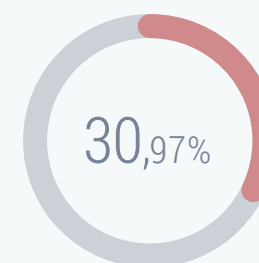
 **884**
Età 15-24




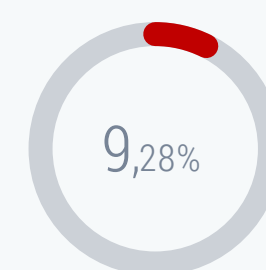
 **4.434**
Età 25-34



 **7.635**
Età 35-44

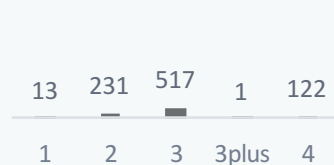


 **6.715**
Età 45-54

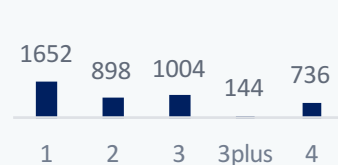


 **2.012**
Età >55

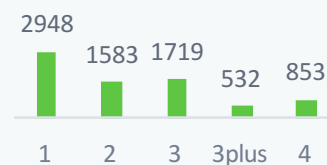
ETA' 15-24 PER FASCIA



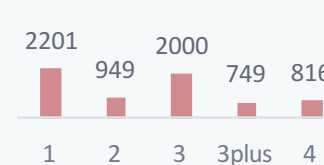
ETA' 25-34- PER FASCIA



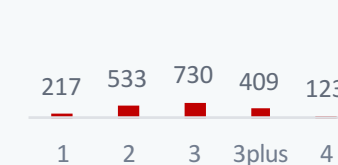
ETA' 35-44 PER FASCIA



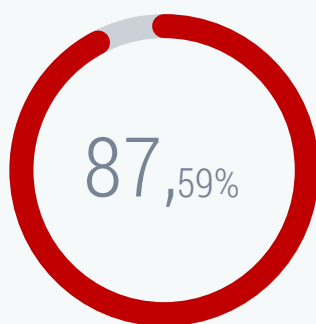
ETA' 45-54 PER FASCIA



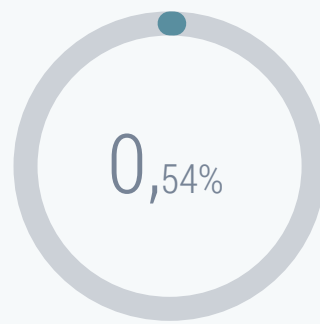
ETA' >55 PER FASCIA



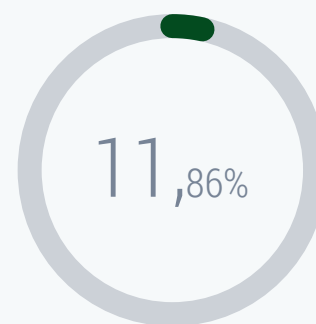
Destinatari per condizione occupazionale



 **18.990**
DISOCCUPATI

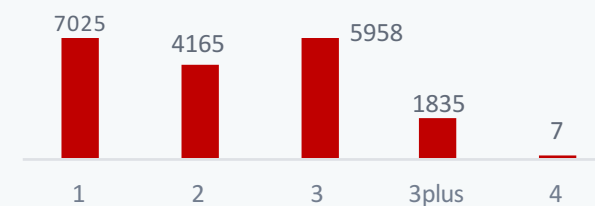


 **118**
NON OCCUPATI

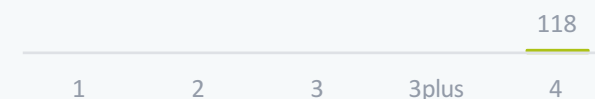


 **2.572**
OCCUPATI

DISOCCUPATI PER FASCIA



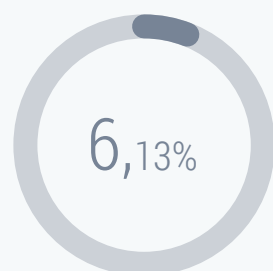
NON OCCUPATI PER FASCIA



OCCUPATI PER FASCIA

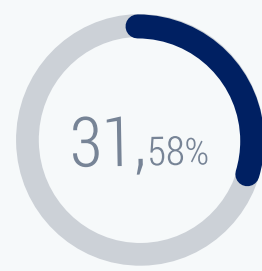


Destinatari per titolo di studio



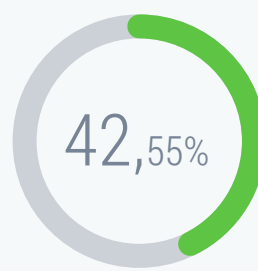
1.328
ISCED 1

Scuola primaria



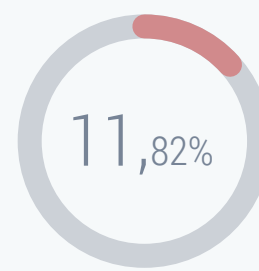
6.847
ISCED 2

Scuola secondaria
di primo grado



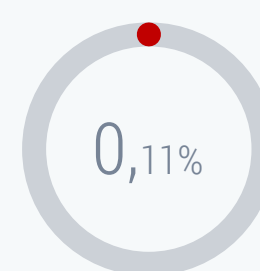
9.224
ISCED 3

Scuola secondaria
di secondo grado



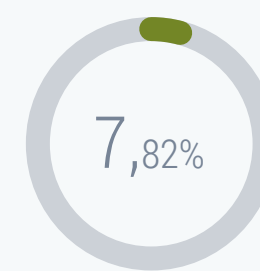
2.562
ISCED 5

Laurea
Laurea magistrale



23
ISCED 6

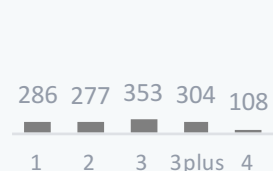
Dottorato di ricerca



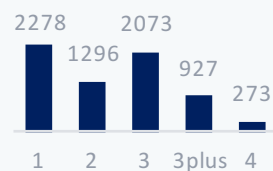
1.696
ISCED ND

Non specificato

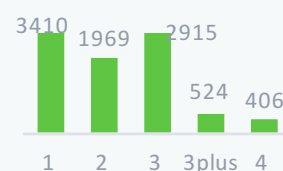
ISCED 1 PER FASCIA



ISCED 2 PER FASCIA



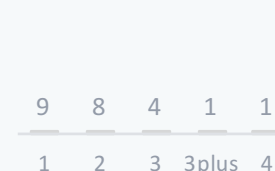
ISCED 3 PER FASCIA




ISCED 5 PER FASCIA



ISCED 6 PER FASCIA

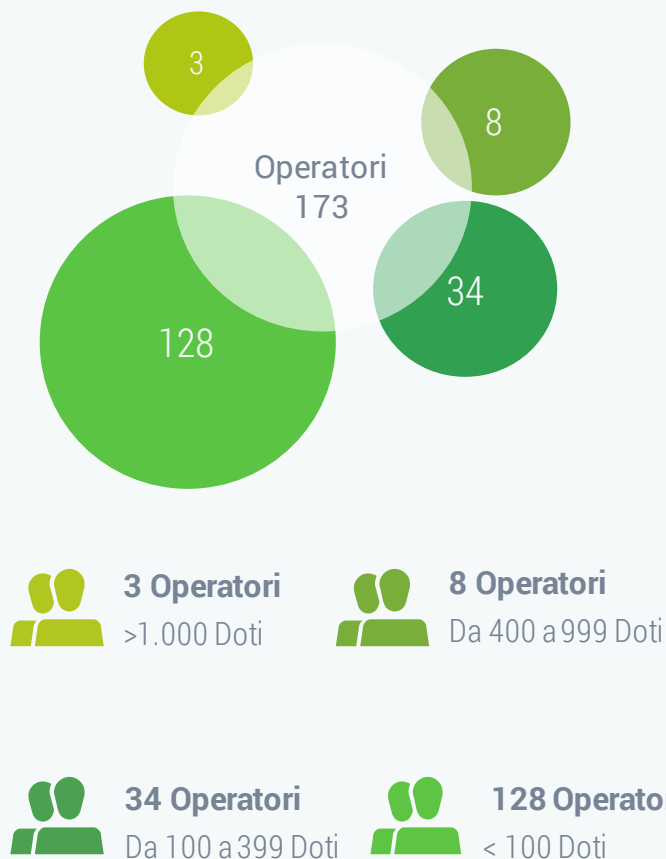


ISCED ND PER FASCIA



Destinatari per Operatore

OPERATORI TOP 10 PER IMPORTO PRENOTATO



Operatori	N. Doti	Prenotato	% SU TOT
APL	3320	4.331.982,88 €	12,84%
APL	1450	2.071.350,20 €	6,14%
APL	1426	1.720.153,00 €	5,10%
AFOL	621	1.315.316,34 €	3,90%
AFOL	755	1.266.250,18 €	3,75%
APL	938	1.200.485,00 €	3,56%
AFOL	581	1.032.426,78 €	3,06%
ALTRO	481	900.634,06 €	2,67%
APL	624	854.483,54 €	2,53%
AFOL	452	846.189,26 €	2,51%